

Robertshaw®

**FJT/FJTDO
SERIES
4075 SERIES**

**SOLENOID
GAS VALVES**



The Robertshaw® FJT series gas solenoid is designed to control the flow of gas in cooking appliances. Both single FJT and Dual FJTDO models are available for a wide variety of applications such as ovens, griddles and fryers. Auxiliary outlets can be supplied for pressure taps or pilots if required. Mounting options include multiple positions, rigid mounting, and standard brackets.

Features and Benefits

- Normally closed solenoid
- Multiple inlet/outlet configurations
- 1/8" side pilot outlets available
- Compact size with high flow rates
- Standard NEMA terminals
- Inlet filtered screen
- Gas types: Natural, manufactured, fixed, LP and LP/air mixtures
- Terminal and mounting brackets available
- RoHS compliant
- AC rectification for silent operation
- Pilot outlet available on both single and dual models

Specifications

- Ambient temperature: -40°F to 275°F (-40°C to 135°C)
- Capacity up to 119,000 BTU/HR at 1" WC pressure drop
- 24, 120 or 240 VAC at 50/60 Hz
- Maximum pressure: 0.5 PSI
- Agency Certification Numbers:
 - CSA Certification 164327-1177530
 - EN Certification EC-87/06/022M1
 - CE 0086



An ISO 9001 – 2008 Certified Company

Robertshaw®

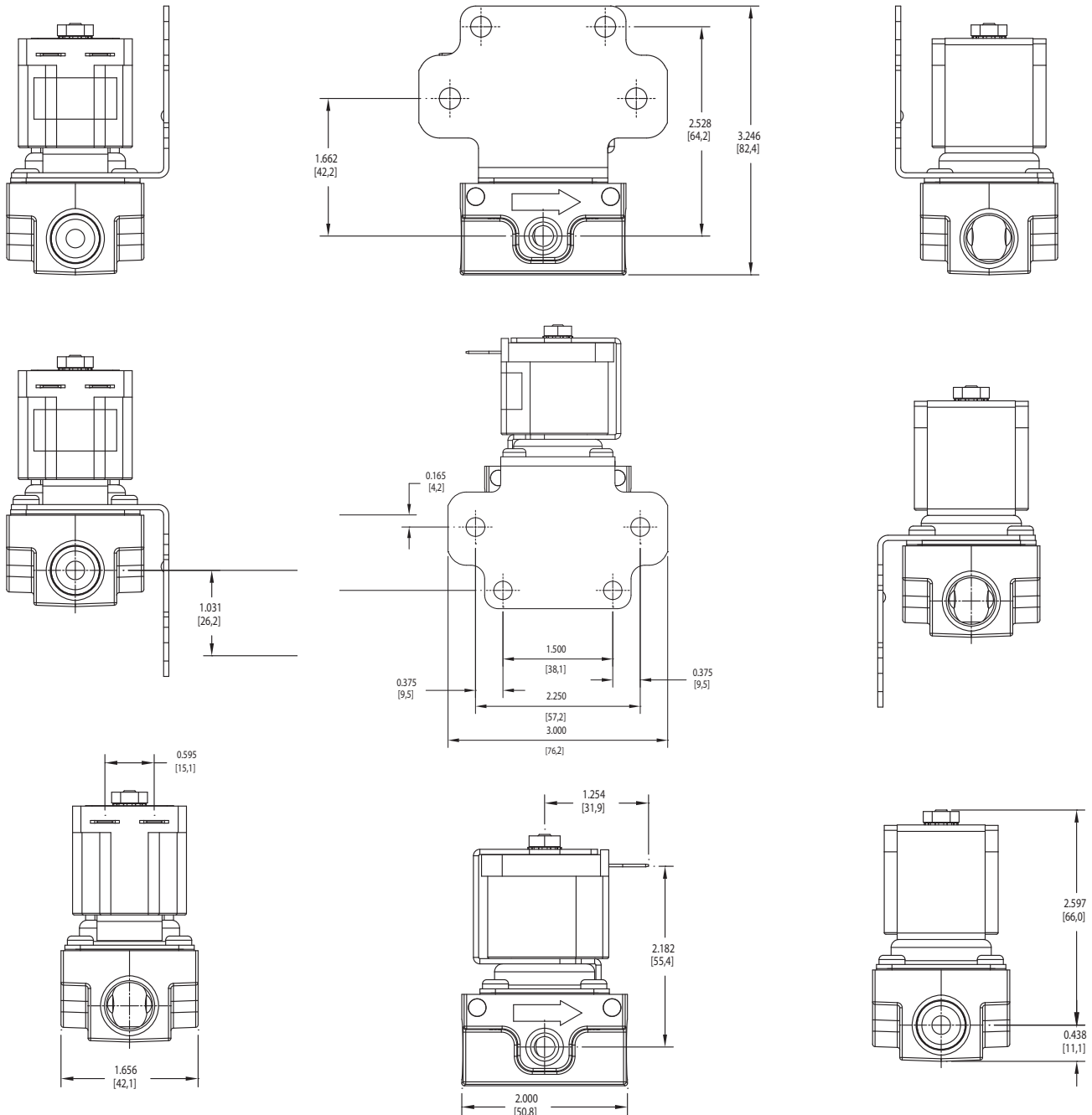
**FJT/FJTDO
SERIES
4075 SERIES**

**SOLENOID
GAS VALVES**

FJT SERIES

PRODUCT DIMENSIONS

Dimensions are inches and [millimeters].





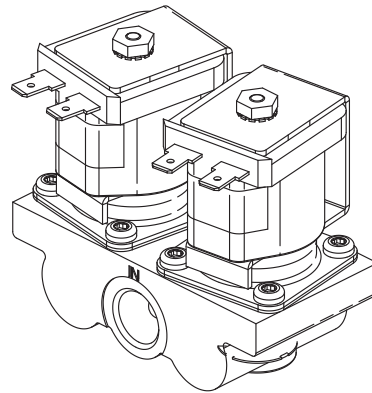
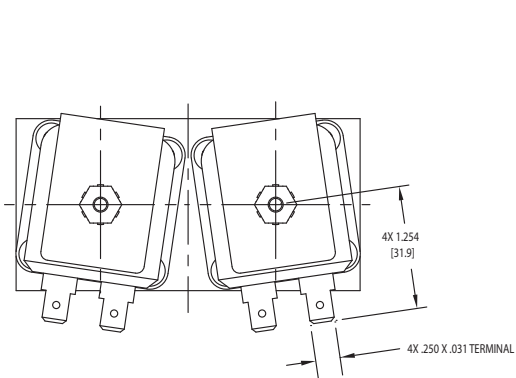
FJT/FJTDO SERIES 4075 SERIES

SOLENOID GAS VALVES

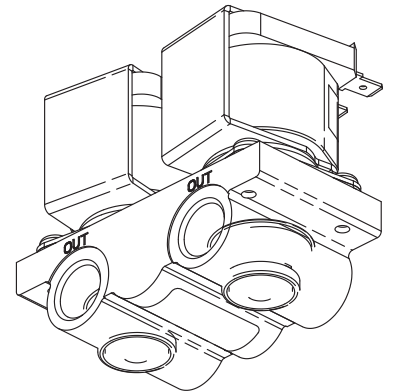
DUAL FJTDO SERIES

PRODUCT DIMENSIONS

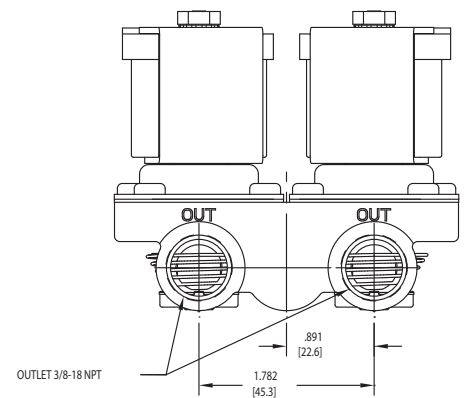
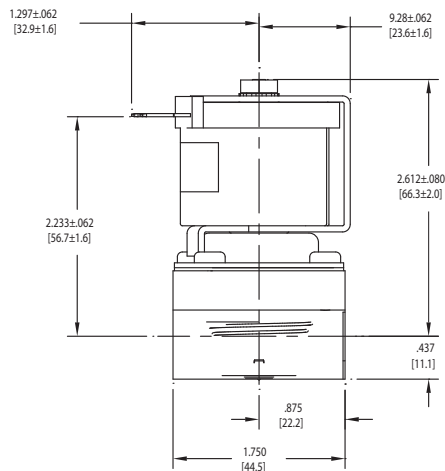
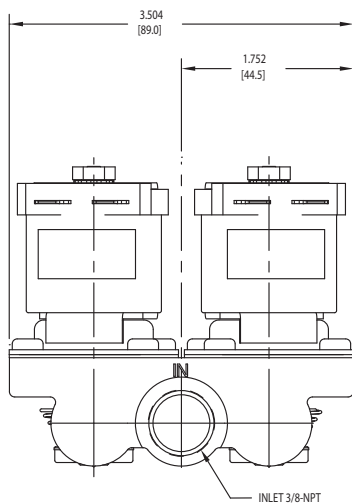
Dimensions are inches and [millimeters].



3-D INLET VIEW

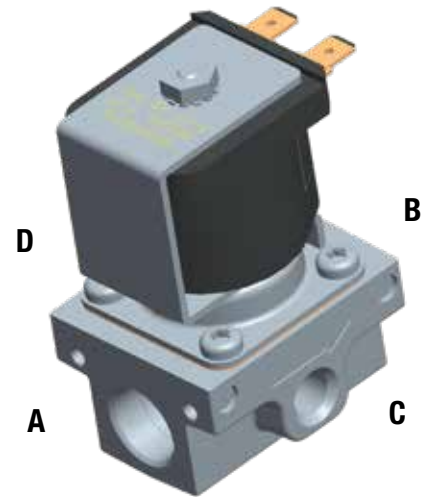


3-D OUTLET VIEW



BODY STYLE CODES

Code	Inlet		Outlet	
	Main A	Main B	Main C	Main D
01	3/8 Pipe	3/8 Pipe	None	None
02	3/8 Pipe	3/8 Pipe	1/8 Pipe*	1/8 Pipe*
03	3/8 Pipe	3/8 Pipe	1/8 Pipe*	None
04	3/8 Pipe	3/8 Pipe	None	1/8 Pipe*
05	3/8 Pipe	3/8 Pipe	1/8 Pipe**	1/8 Pipe**
06	3/8 Pipe	3/8 Pipe	1/8 Pipe**	None
07	3/8 Pipe	3/8 Pipe	None	1/8 Pipe**
08	3/8 Pipe	3/8 Pipe	1/8 Pipe*	1/8 Pipe**
09	3/8 Pipe	3/8 Pipe	1/8 Pipe**	1/8 Pipe*
10	3/8 Tube	3/8 Tube	None	None
11	3/8 Tube	3/8 Tube	1/8 Pipe*	1/8 Pipe*
12	3/8 Tube	3/8 Tube	1/8 Pipe*	None
13	3/8 Tube	3/8 Tube	None	1/8 Pipe*
14	3/8 Tube	3/8 Tube	1/8 Pipe**	1/8 Pipe**
15	3/8 Tube	3/8 Tube	1/8 Pipe**	None
16	3/8 Tube	3/8 Tube	None	1/8 Pipe**
17	3/8 Tube	3/8 Tube	1/8 Pipe*	1/8 Pipe**
18	3/8 Tube	3/8 Tube	1/8 Pipe**	1/8 Pipe*



* Outlet is drilled so gas flows when solenoid is closed.

** Outlet is drilled so gas flows only when solenoid is open.